

MARTIN ROAD

MORIALTA GROVE

TARRA CIRCUIT

MORIALTA GROVE

MORIALTA GROVE

TARRA CIRCUIT








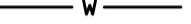






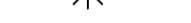






TARRA CIRCUIT

TARRA CIRCUIT

PARK TERRACE

PARK TERRACE

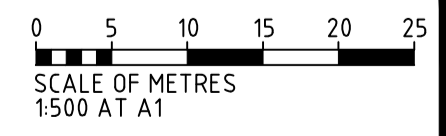
LEGEND

-  STORMWATER DRAIN
-  SIDE ENTRY PIT (SEP)
-  JUNCTION BOX (JB)
-  REAR OF ALLOTMENT ROOF WATER CONNECTION
-  ROOF WATER KERB INSERT
-  INDICATIVE DRIVEWAY LOCATION
-  WATER MAIN
-  WATER CONNECTION (STANDARD METER)
-  SEWER MAIN
-  SEWER CONNECTION
-  ELECTRICAL CONNECTION POINT
-  ELECTRICAL TRANSFORMER
-  LIGHTPOLE REFER ELECTRICAL DRAWINGS
-  COMMON SERVICES TRENCH (CST)
-  FUTURE KERB
-  FUTURE STORMWATER PIPE
-  FUTURE SEWER MAIN
-  FUTURE WATER MAIN
-  STAGE BOUNDARY
-  EXISTING SEWER MAIN
-  EXISTING WATER MAIN

**NOTE:**  
 The information included on this drawing is provided for design services coordination only. No guarantee is given or implied as to the accuracy of any of the information shown on the plan. All levels, location of service easements and any other information shown in this drawing are subject to change without any notification.  
 Builders / allotment owners must undertake a survey by a licensed surveyor to confirm all services and levels after installation of services.  
 This information shall be used as a guide only and Greenhill Engineers Pty Ltd shall not be liable or responsible for its accuracy. No responsibility is accepted by Greenhill Engineers Pty Ltd for any loss or damage caused by reliance upon the attached information and/or error, omission, misdirection or misstatement therein whether caused by negligence or otherwise.


NOT FOR CONSTRUCTION

REVISION	DATE	DESCRIPTION	DESIGN	DRAWN	APPROVED
C	22.10.18	ISSUED FOR INFORMATION	CDH	KDA	
B	28.09.18	ISSUED FOR INFORMATION	CDH	KDA	
A	17.08.18	PRELIMINARY: ISSUED FOR INFORMATION	CDH	KDA	



DESIGN	CDH	DESIGN CHECK	
DRAWN	KDA	DRAFTING CHECK	
APPROVED		DATE	
CAD FILE: 18-1881-SK07			

**GREENHILL**  
 Level 1, 64 Hindmarsh Square  
 Adelaide SA 5000  
 T: 08 8406 1300  
 F: 08 8215 0018



MARTIN ROAD DEVELOPMENT Pty Ltd  
 SPRINGLAKE STAGE 5 (PARKSIDE STAGE 3)  
 MOUNT BARKER  
**BUILDERS PLAN**  
**PROPOSED ALLOTMENT SERVICES PLAN**

DRAWING NUMBER	REVISION
18-1881-SK07	C

**A1** THIS DRAWING REMAINS THE PROPERTY OF GREENHILL ENGINEERS PTY LTD AND MAY NOT BE COPIED IN ANY WAY WITHOUT PRIOR APPROVAL FROM THIS COMPANY.  
 © GREENHILL ENGINEERS PTY LTD